



Planing without limits.

FESTOOL

Application overview | 155

Machine overview | 156

One handed planer | 158
EHL 65

Planer | 160
HL 850

System overview and accessories | 162

01

02

03

04

05

06

07

08

09

10

11

12

13

14

15

16

17

Conventional electric planers often run up against obstacles during practical use because of their design. For example, the rebate depth or the weight – the machine is simply too heavy for one-handed operation. Festool has overcome these obstacles by introducing a host of solutions that guarantee improved results, effortless operation and greater versatility.

Planing

Drawing cut – for superior surface quality.



Festool electric planers offer more than just good handling – the surface quality of the machined workpiece is particularly impressive. Searching for otherwise unavoidable blemishes on workpieces machined by Festool planers is futile, thanks to the drawing cut of the patented spiral blade.

HL 850 EB, for limitless chamfering; or the low centre of gravity on the EHL 65 E, which can be operated with one hand and minimum effort. Festool planers do not only limit stress on your arms and joints, but are also easy on your ears; sophisticated technology means that they are quieter under load than other planers at idling

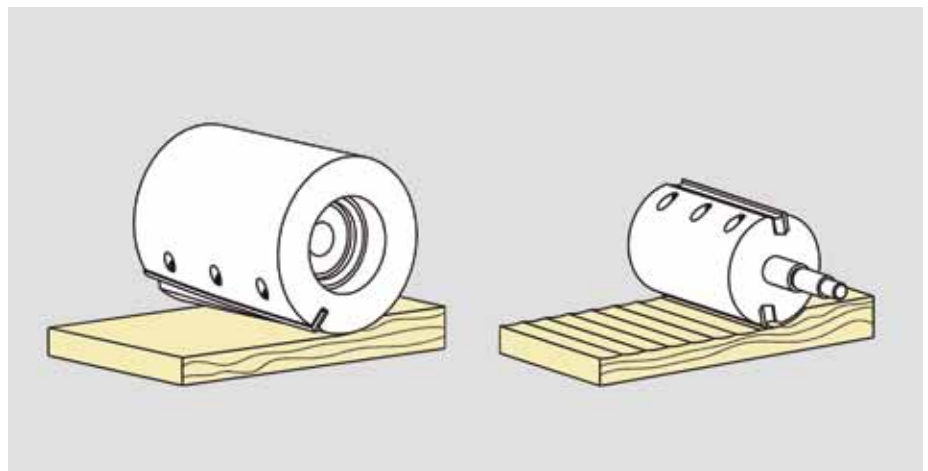


Unique manoeuvrability: 2.4 kg in weight and low centre of gravity are perfect for one-handed operation.

speed. But that's not all! Festool has developed a system of angle stops and other accessories for their electric planers, to ensure even easier operation and better results.



Single-bearing planing head for unlimited rebating depths.



Unrivalled Spir-O-Cut spiral blade concept: the „drawing cut“ of Festool planers guarantees smooth surfaces without „chatter marks“ and minimal operating noise.

FESTOOL The system



At Festool, we do not only think in terms of tools, but also in terms of systems so that you can work more quickly, easily and efficiently.



Planing head system.

Festool offers three rustic planing heads for texturing surfaces (HL 850 EB only).

Planing heads on page 162





Stationary units.

For stationary trimming and rebating. Convenient work with the cutting depth scale.

Stationary units on page 162

Application overview – Planing


Both Festool planers would be a good choice. Decide which is the right one for your applications.

	 One-handed planer EHL 65	 Planer HL 850
Applications		
One-handed operation	●	○
Door and window rebates up to 23 mm	●	●
Unlimited rebate depth		●
Planing up to the edge		●
Trimming work (strip material, edges, panel material)	●	○
Planing beams, planks, broad surfaces	○	●
Drawing cut for clean surfaces	●	●
Suitable for stationary operation	●	●
Texturing wooden surfaces		●
Dust extraction connector on either side	●	●
Trimming and planing precise angles	○	● ¹⁾

○ Appropriate ● Very appropriate ● Extremely appropriate

¹⁾ With angle stop 485018 (see page 162)

- 01
- 02
- 03
- 04
- 05
- 06
- 07
- 08
- 09
- 10
- 11
- 12
- 13
- 14
- 15
- 16
- 17



Angle stop.

The right stop for every working step: parallel stops, rebate depth stops, angle stops.

Stops on page 162



Storage system.

The SYSTAINER keeps your work area neat and tidy with storage space for machines and accessories.

Storage systems from page 313



Extraction system.

Clean results both in the workshop and on the construction site with Festool mobile dust extractors.

Mobile dust extractors from page 263

One-handed planer EHL 65



Main applications


- Trimming work
- Assembly work
- Planing carcasses, trim, skirting, infill panels, doors, etc.
- Applications where convenient one-handed operation is required

Strengths and benefits

- Low weight and perfectly balanced for non-tiring work
- Compact design, ergonomic handle, low operating noise
- Spiral blade for a smooth planing pattern
- Efficient dust extraction at the left/right side no clean-up needed
- Quick blade changes

Next page 158

Power consumption	720 W
Rotational speed	15600 min ⁻¹
Planing width	65 mm
Planing depth	0-4 mm
Max. rebate depth	23 mm
Connection Ø d/e	27 mm
Noise at idling speed	76 dB(A)
Weight	2,4 kg

 = with electronics



Planer HL 850



Main applications


- Planing door rebates
- All kinds of window rebate
- Texturing surfaces
- Planing beams, planks and broad surfaces

Strengths and benefits


- Planing to the edge, single-bearing head for unlimited rebating depths
- Electronics
- Spiral blade for a smooth planing pattern
- Efficient dust extraction at the left/right side no clean-up needed
- Quick blade changes

Next page 160

Power consumption	850 W
Rotational speed	11000 min ⁻¹
Planing width	82 mm
Planing depth	0-3,5 mm
Connection Ø d/e	36 mm
Noise at idling speed	79 dB(A)
Weight	3,9 kg

 = with electronics





BC-TEST
045-014

H29.3

n max.13000

Planing | One-handed planer EHL 65

Planing made easy.

Only 2.4 kg in weight, ergonomic handle and cuts close to the edge – the EHL 65 E is an assembly planer that has been well designed right down to the finest detail. With a planing width of 65 mm, the EHL 65 E can tackle virtually any assembly task. Lightweight, compact and powerful, just the right one-handed planer for professionals.

Ergonomic handle.
Non-tiring work and accurate guidance.

Flexible dust extraction.
The dust extractor can be used on the left or right side, depending on your working position, so that it does not get in the way.

Slimline.
Planing width of 65 mm for versatile use as an assembly planer.

Parallel stop.
Side guide for perfect working results.

Stepless cutting depth adjustment.
Handy rotary knob for adjusting the cutting depth accurately.

Low operating noise.
None so quiet thanks to the spiral shape of the blade.

Quick blade changes.
Loosen three screws, replace the blade, tighten back up and you're done! The blade is adjusted automatically.

Spiral blade with drawing cut.
Always a smooth planing pattern and no „chatter marks“.

One-handed planer EHL 65

E = with electronics S = with SYSTAINER

Model	E	S	Equipment/Scope of delivery	Order no.
EHL 65 E-Plus	●	●	parallel side fence, operation tool, in a SYSTAINER SYS 2	574530

So light, so good.



Up to 30 percent lighter.

Weighing only 2.4 kg, the EHL 65 E is up to 30% lighter than equivalent planers. It has both a compact design and a particularly low centre of gravity. Only lift as much weight as you need!



One hand is enough.

Never has a planer been so manoeuvrable. The EHL 65 E fits in your hand so snugly that you can guide it with only one hand while holding the workpiece firm with the other. A smooth start-up function ensures a jolt-free start.



More accurate than measuring.

The infinitely adjustable cutting depth is a valuable feature in practice. You can use the handy rotary knob to accurately adjust the cutting depth, while working if necessary to meet your task requirements.



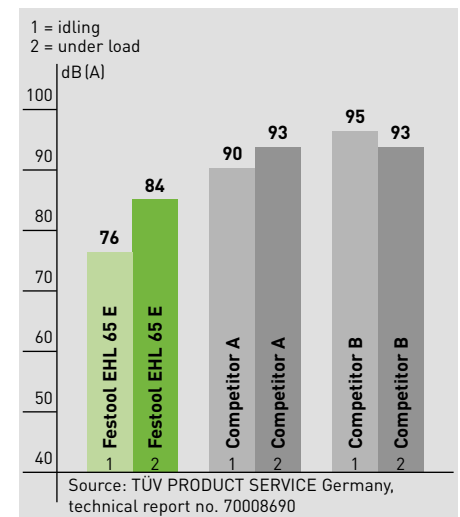
Dust extractor never gets in the way.

On many planers, the chip extractor may get in the way because of the planer design. Not with the EHL 65 E, however, as the extractor hose can be connected to the left- or right-hand side as required, allowing you to work with dust extraction in any position without hindrance.



Stationary set-up in seconds.

The bench unit allows you to draw the workpiece over the planer comfortably, making rebating and trimming work easier while offering increased accuracy. The bench unit can also be fixed to a solid base quickly and securely via two clamps.



Quiet please.

Tests show what you can already hear for yourself – the EHL 65 is significantly quieter than other planers. In fact, it is so quiet that it makes less noise under load than other planers do when idling. This is an important contribution to safety while working. You will find more information at www.festool.com/facts.

The only planer for limitless rebating.

Planing and rebating right up to the edge: the rebate depth of conventional electric planers is quite limited and you are always left with the burden of reworking. The HL 850 EB relieves you of this. The patented, single-bearing planing head enables you to work flush with the workpiece to unlimited rebate depths.

Quick blade changes.
Loosen three screws, replace the blade, tighten back up and you're done! The blade is adjusted automatically.

Dust extraction.
Efficient chip extractor on the left or right-hand side prevents the need to clean up afterwards.

Retractable side guard.
Retract the side guard so you can plane right up to the edge. You can reach the lever easily without changing hand position.

Quick-acting brake.
The quick-acting brake can slow the machine down from 10,000 to 0 revolutions per minute in seconds.

Stepless cutting depth adjustment.
Handy rotary knob for adjusting the cutting depth accurately.

Replaceable planing heads.
A rough, smooth or wavy wooden texture – you have three different choices of rustic effect.

Unlimited rebate depth.
The single-bearing planing head allows you to work right up to the edge and to unlimited rebating depths.

Spiral blade with drawing cut.
Always a smooth planing pattern and no „chatter marks“ thanks to the unique spiral blade.

Planer HL 850			E = with electronics S = with SYSTAINER	
Model	E	S	Equipment/Scope of delivery	Order no.
HL 850 EB-Plus	●	●	parallel side fence, rebate depth stop, extraction adapter, operation tool, in a SYSTAINER SYS 3	574521

Meeting your every need.




No edge too far, no rebate too deep.

Where other planers leave you to finish the rest off by hand, the HL 850 will take you to uncharted depths. You can plane using the full width of the cutter because the planing head runs flush with the housing.



Accurate chamfering.

When you are chamfering boards and beams, the 90° V-groove in the planer foot makes it feel like the HL 850 EB is gliding along a rail and so prevents it from slipping or running off course too frequently.



Easy to guide. Easy to operate.

You will notice the sophisticated ergonomics and quality engineering of this planer as soon as you pick it up. All control elements are easy to reach without changing your hand position.



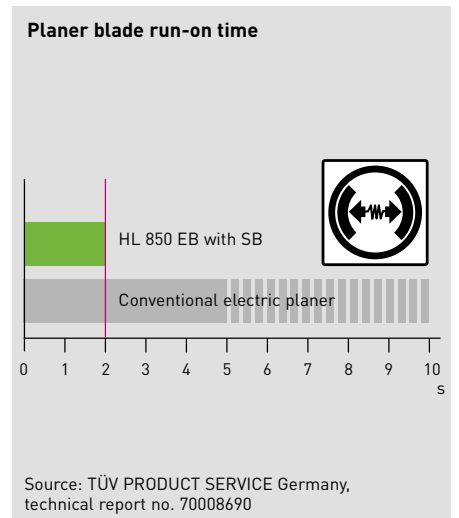
Texturing surfaces.

Rough, smooth or rustic waves. Replacing the planing head for textured planing requires a single hand movement. All three rustic planing heads produce excellent working results. Achieving attractive, living wooden surfaces could not be easier.



Secure, and you're ready.

The bench unit allows you to guide the workpiece over the planer comfortably, making rebating and trimming work easier while offering increased accuracy. With the angle stop, you can chamfer any angle between 90° and 45°.




Quick-acting brake.

The quick-acting brake slows the planer down from full speed to a standstill in seconds. This helps avoid injuries and damage to the workpiece when setting down the planer. You will find more information at www.festool.com/facts.

- 01
- 02
- 03
- 04
- 05
- 06
- 07
- 08
- 09
- 10
- 11
- 12
- 13
- 14
- 15
- 16
- 17

Planing | System overview and accessories



Accessories for one-handed planer EHL 65 and planer HL 850

Product	Explanation	Order no.
① Planing head HK 82 SD	standard design, with HW carbide-tipped spiral blade HW 82 SD, in self-service display pack	484520
② Planing head HK 82 RF	rustic design, fine, with spiral blade HS 82 RF, depth limiter, in self-service display pack	484521
③ Planing head HK 82 RG	rustic design, coarse, with HS spiral blade HS 82 RG, depth limiter, in self-service display pack	484522
④ Planing head HK 82 RW	rustic design, undulating, with HS spiral blade HS 82 RW, depth limiter, in self-service display pack	485331
⑤ Spiral blade HW 82 SD	for planer head HK 82 SD, HM standard design, in self-service display pack	484515
Spiral blade HS 82 RF	for planer head HK 82 RF, HSS rustic design, fine, in self-service display pack	484518
Spiral blade HS 82 RG	for planer head HK 82 RG, HSS rustic design, coarse, in self-service display pack	484519
Spiral blade HS 82 RW	for planer head HK 82 RW, HSS rustic design, undulating, in self-service display pack	485332
⑥ Planer blades HW 65	for EHL 65, HW version for the EHL 65, in self-service display pack	488503
⑦ Chip collection bag SB-HL	for HL 850, without suction adapter, in carton	484509
Extraction adapter AD-HL	for SB-HL, for chip collection bag and suction hose with bushing, Suction hose diameter 32 mm, in self-service display pack	484507
Chip collection bag SB-EHL	for EHL 65	488566
⑧ Bench unit SE-EHL	for EHL 65, for bench-mounted trimming and rebating, swivelling protective cover, slotted assembly board with non-slip coating, including cutting depth scale	488524
Bench unit SE-HL	for HL 850, for bench-mounted trimming and rebating, swivelling protective cover, slotted assembly board with non-slip coating, including cutting depth scale	485017
⑨ Angle stop WA-HL	for HL 850 EB, for planing at angles of 0-45°, can also be used as stop for bench unit SE-HL, Stop area length x height 350 x 75 mm	485018
⑩ Fastening clamp FSZ 120	solid steel version, Clamping width 120 mm, qty. in pack 2 piece(s), in self-service display pack	489570
⑪ Rebate depth stop FA-EHL	for EHL 65, for rebate depths of 0-23 mm, in self-service display pack	488543
Rebate depth stop FA-HL	for HL 850, for rebate depths of 0-30 mm, in self-service display pack	484512
⑫ Parallel side fence PA-EHL	for EHL 65, for side guidance, adjustable from 0-82 mm, in self-service display pack	488544
Parallel side fence PA-HL	for HL 850, for side guidance, adjustable from 0-82 mm, in self-service display pack	484513
⑬ SYSTAINER SYS-EHL	SYSTAINER size SYS 2	488567
SYSTAINER SYS-HL 850	SYSTAINER size SYS 3	488989

